


**Get  
ready  
for...**

# Starters

**Student's Book**



**Petrina Cliff**



**OXFORD**



Get  
ready  
for...

# Starters



○ Hello!	page 2
① I love animals	page 6
② At home	page 12
③ Family and friends	page 18
④ Food!	page 24
⑤ I like clothes	page 30
Revision 1	page 36
⑥ Look at us!	page 40
⑦ We love school!	page 46
⑧ In the playground	page 52
⑨ My hobbies	page 58
⑩ Your day	page 64
Revision 2	page 70
⑪ In the street	page 74
⑫ Seeing your grandparents	page 80
⑬ Going to the zoo	page 86
⑭ Happy birthday!	page 92
⑮ At the beach	page 98
Revision 3	page 104
Wordlist	page 108

MUESTRA SIN VALOR COMERCIAL  
FOTOCOPIAR LIBROS  
ES DELITO  
(LEY 11723)

MUESTRA SIN VALOR COMERCIAL  
FOTOCOPIAR LIBROS  
ES DELITO  
(LEY 11723)



# Hello!

## Words

### 1 Listen and read. 1




### 2 Write. Then ask and answer.

My name's \_\_\_\_\_.

I'm \_\_\_\_\_.



### 3 Listen, point and say. 2



### 4 Find and say the numbers with your friend.





# Words

1 Draw lines from the pictures to the words.

1



2



3



4



5




6



7



8



9



10



hat

ice cream

apple

dog

kite

cat

boat

elephant

tree

flower

2 How many are there? Look and write.


a



one

ice cream

b



elephants

c




hats

d



flowers

e




trees

f




kites

g



cats

h



apples

i



dogs

j



boats



# Letters

1 Look at the letters. Listen and say.  3


Listen and say the letters with me.



apple




boat




cat




dog



elephant



fish



giraffe



house



ice cream




juice



kite



lorry



mouse



night




orange



plane



question mark



robot



sun




tree




umbrella



vegetables



watermelon



box



yellow



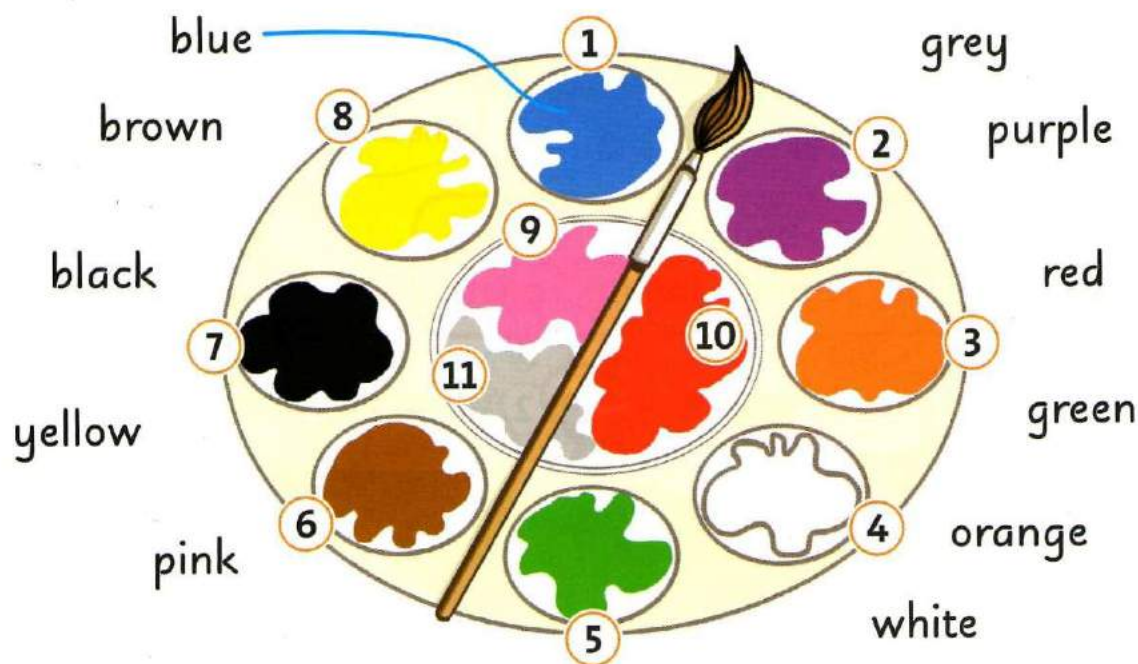
zoo

2 Now say *The Alphabet Rhyme*.  4




# Words

1 Look at the colours and draw lines.



2 Look and write the colours.

1 The elephant is grey and white.



2 The dog is \_\_\_\_\_ and \_\_\_\_\_.



3 The hat is \_\_\_\_\_ and \_\_\_\_\_.



4 The apple is \_\_\_\_\_ and \_\_\_\_\_.




5 The cat is \_\_\_\_\_ and \_\_\_\_\_.



6 The ice cream is \_\_\_\_\_ and \_\_\_\_\_.



3 Put six things on your desk. What colour are they? Point and say.






# 1 I love animals!

## Words

1 Write the words.


chicken ~~cat~~ dog bird horse sheep  
duck cow fish frog mouse goat

Look at  
the animals!



2 Ask, point and say.

Where's  
the frog?



Here's  
the frog.

3 Do the speaking activity. P 109

What colour's  
the horse?



It's brown.









# Reading & writing

1 Look at the picture on page 6 and read. Write *yes* or *no*.

- 1 The duck is yellow. no      4 The goat is orange. \_\_\_\_\_  
 2 The fish is purple. \_\_\_\_\_      5 The bird is red and green. \_\_\_\_\_  
 3 The mouse is grey. \_\_\_\_\_      6 The cow is black and white. \_\_\_\_\_

2 Colour and say.


This bird is blue!



3 How many are there? Look and write.


fish ~~sheep~~ mouse mice ducks sheep fish duck

1




one sheep

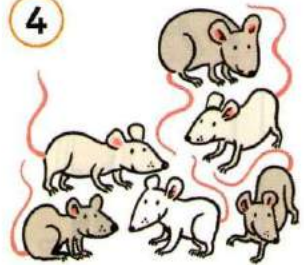
2



3




4



5




6



7




8





# Story & writing

## 1 Listen and read. Then act. 5



## 2 Look and write. Listen and check. 6



- 1 Where's Sam? He's next to the dog.
- 2 Where's the frog? It's on the \_\_\_\_\_.
- 3 Where's the mouse? It's next to the \_\_\_\_\_.
- 4 Where's the bird? It's on the \_\_\_\_\_.
- 5 Where's Lucy? She's in the \_\_\_\_\_.



# Language practice

1 What animals can you see? Circle the words.



2 Read and colour.

The dogs are brown.


The fish are orange.

The mice are grey.

The horses are pink and blue.

The ducks are yellow and red.

The sheep are purple and green.






# Starters practice test

## Reading & Writing, Part 1

Look and read. Put a tick (✓) or a cross (X) in the box.  
There are two examples.

### Examples




This is a fish.



This is a cat.


### Questions

1




This is a chicken.

2




This is a mouse.

3




This is a horse.

4



This is a frog.

5





This is a sheep.



# Starters practice test

## Listening, Part 4

Listen and colour. There is one example.  7





# 2 At home

## Words

1 Ask, point and say.

Which is the picture?



Yes, it is.



This is the picture. Is this the bookcase?



television mat window sofa lamp armchair  
door table bookcase wall mirror picture

2 Look at the picture. Complete the words and write the numbers.

t e l e v i s i o n	<input type="text"/>	s _ f _	<input type="text"/>	d _ _ _ _	<input type="text"/>
p _ _ _ _ u _ e	<input type="text"/>	w _ _ _ _	<input type="text"/>	m _ _ _ _ r	<input type="text"/>
m _ _ _ _	<input type="text"/>	a _ _ c _ a _ _	<input type="text"/>	_ a _ p	<input type="text"/>
w _ n _ _ w	<input type="text"/>	t _ _ _ _	<input type="text"/>	b _ _ _ c _ _ _	<input type="text"/>


3 Draw and colour a picture of your living room. Talk about it.



# Listening & speaking

1 Where's Sam's cat? Look and write.

behind between under in front of



1 It's \_\_\_\_\_ the door.

3 It's \_\_\_\_\_ the sofa.

2 It's \_\_\_\_\_ the bed.

4 It's \_\_\_\_\_ the dogs.

2 Listen and draw these things in the picture.



computer



clock



box



radio



cupboard



cat




3 Do the speaking activity. 110





# Story & listening

## 1 Listen and read. Then act. 9



## 2 Look and complete the words. Listen and draw lines. 10



f \_ \_ \_ \_ s



p \_ \_ \_ \_ \_



d \_ \_ \_ \_



r \_ \_ \_ \_ \_



d \_ \_ \_ \_ r \_ \_ \_ \_



l \_ \_ \_ \_ n \_ r \_ \_ \_



g \_ \_ \_ d \_ \_ \_

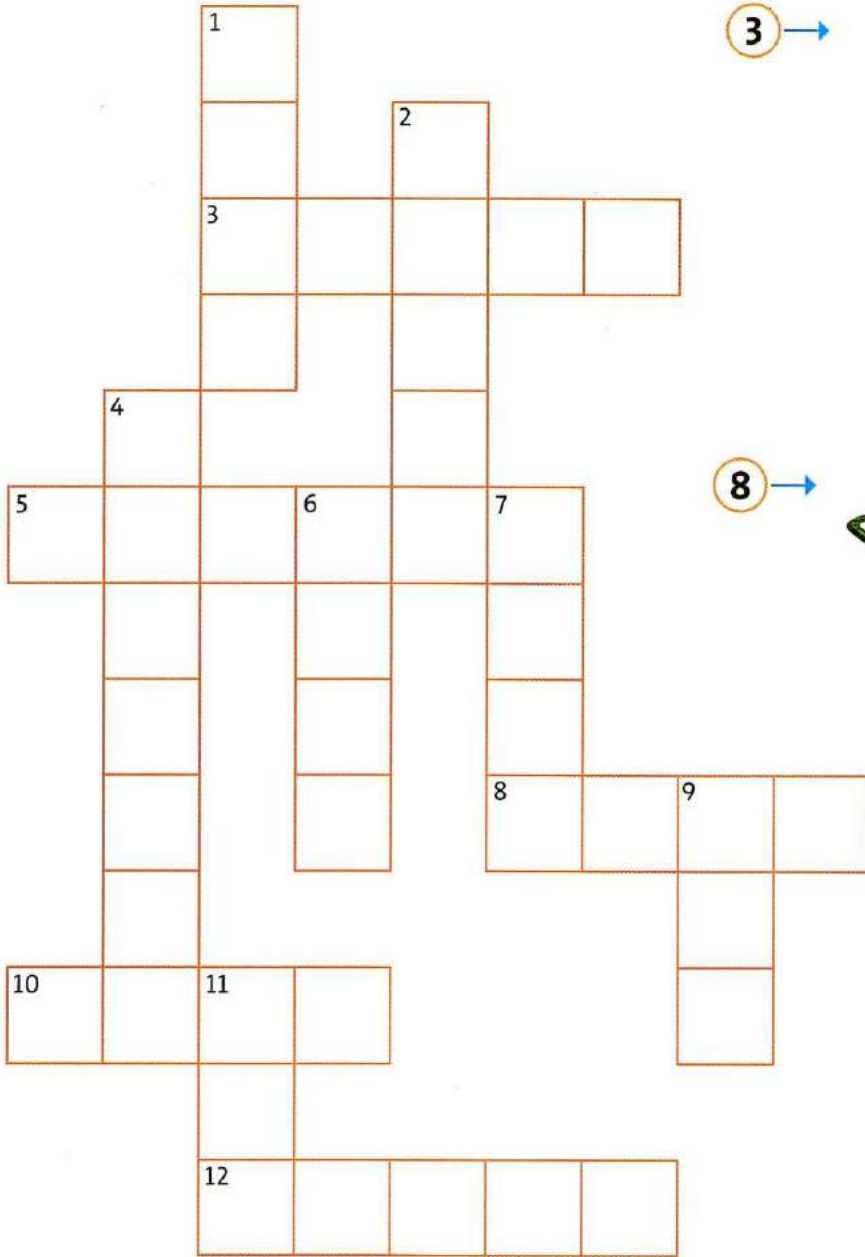


k \_ t \_ \_ \_ \_ \_



# Language practice


1 Complete the crossword.



3 →



5 →



8 →




10 →



12 →



1 ↓



2 ↓




4 ↓



6 ↓



7 ↓



9 ↓



11 ↓






# Starters practice test

## Reading & Writing, Part 2

Look and read. Write yes or no.



### Examples

There's a bird in the tree.

yes

There's a phone on the table.

no

### Questions

1 There's a clock between the cupboards.

2 There's a chair next to the table.

3 There's a sheep on the mat.

4 There are three frogs in the box.


5 There's a cow under the table.



# Starters practice test

Listening, Part 4

Listen and colour. There is one example. 



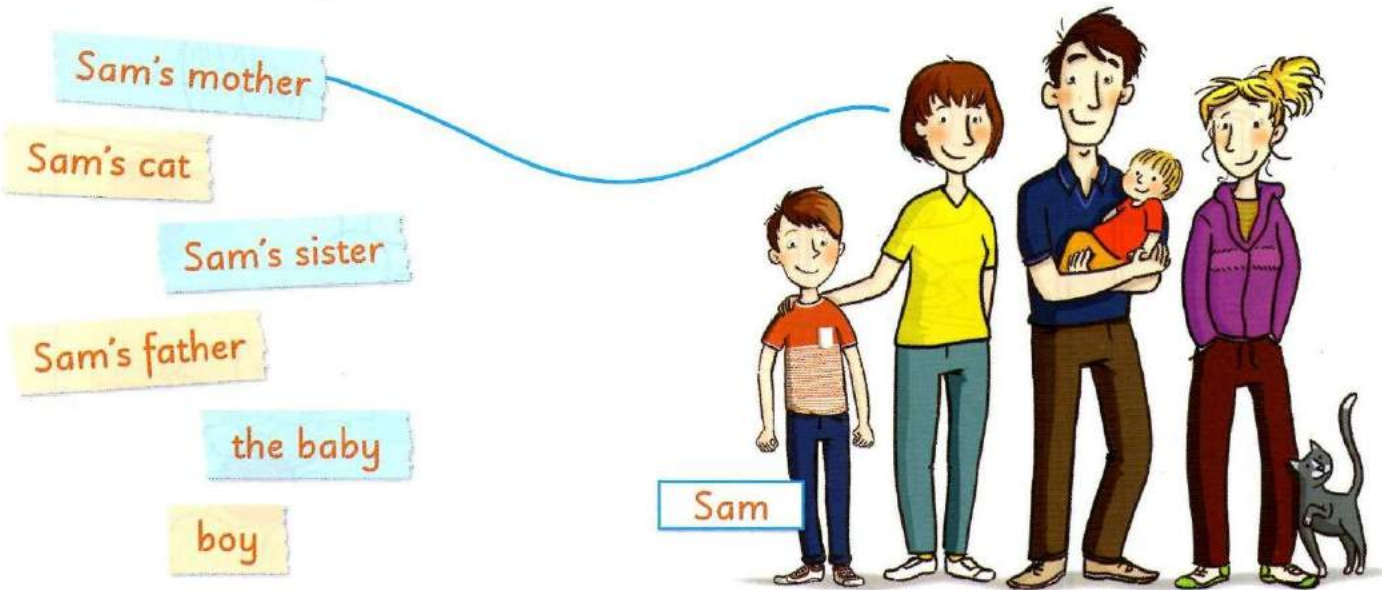


# 3

# Family and friends

## Words

1 Look at the pictures and draw lines.



girl

Lucy's mother

Lucy's dog

Lucy's grandmother

Lucy's father

Lucy's brother

Lucy's grandfather


2 Ask and answer about Sam's family and Lucy's family.





# Story & Listening

## 1 Listen and read. Then act. 12



## 2 Ask and answer about Lucy.



## 3 Listen and write a name or a number. 13



Sam's got no brothers but he's got

(1) two sisters.

(2) \_\_\_\_\_ is (3) \_\_\_\_\_ years old.


(4) \_\_\_\_\_ is a baby.

Sam's got a cat. His name's (5) \_\_\_\_\_.



# Reading & speaking


## 1 Look and read.



This is Nick!  
He's Sam's  
friend. He's ten.  
He's funny.



And that's Ann.  
She's Lucy's friend. She's  
nine years old. She's happy.



## 2 Look at the pictures and circle the words.

1



big  
small

2



happy  
sad

3



old  
young

4



small  
big

5



sad  
happy

6



young  
old

7



funny  
sad

## 3 Draw pictures of two of your friends. Talk about your pictures.

This is Tony and  
that's Jill. Tony's  
ten years old.  
Jill's funny.






# Language practice

1 How many of each thing can you find? Write your answers.

- 2 3 4 5 6 7 8 9 10 11 12 13



- |                   |               |              |
|-------------------|---------------|--------------|
| <u>two</u> clocks | _____ windows | _____ goats  |
| _____ fish        | _____ doors   | _____ mice   |
| _____ boys        | _____ trees   | _____ girls  |
| _____ houses      | _____ horses  | _____ babies |

2 Do the speaking activity. P 111






# Starters practice test

## Reading & Writing, Part 5

Look at the pictures and read the questions. Write one-word answers.



### Examples

Which room is this?

the living room

What colour's the sofa?

purple

### Questions

1 Who is the boy next to?

his \_\_\_\_\_

2 What's on the wall?

a \_\_\_\_\_

3 Where is the mother?

\_\_\_\_\_ the door



4 Which room is this ?

the \_\_\_\_\_

5 Who is next to the bed?






the girl's \_\_\_\_\_



# Starters practice test

## Listening, Part 1

Listen and draw lines. There is one example.  14





# 4

# Food!

## Words

1 Complete the words.

~~a banana~~ an orange pears an apple a mango  
a pineapple grapes limes lemons a watermelon



Look at this fruit!

1 a b a n a n a

2 an o \_\_\_\_\_

3 a p \_\_\_\_\_

4 a w \_\_\_\_\_

5 a m \_\_\_\_\_

6 l \_\_\_\_\_

7 p \_\_\_\_\_

8 g \_\_\_\_\_

9 l \_\_\_\_\_

10 an a \_\_\_\_\_

2 Ask, point and say.

What are these?

It's a banana.

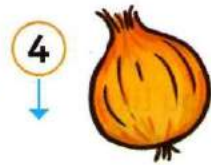
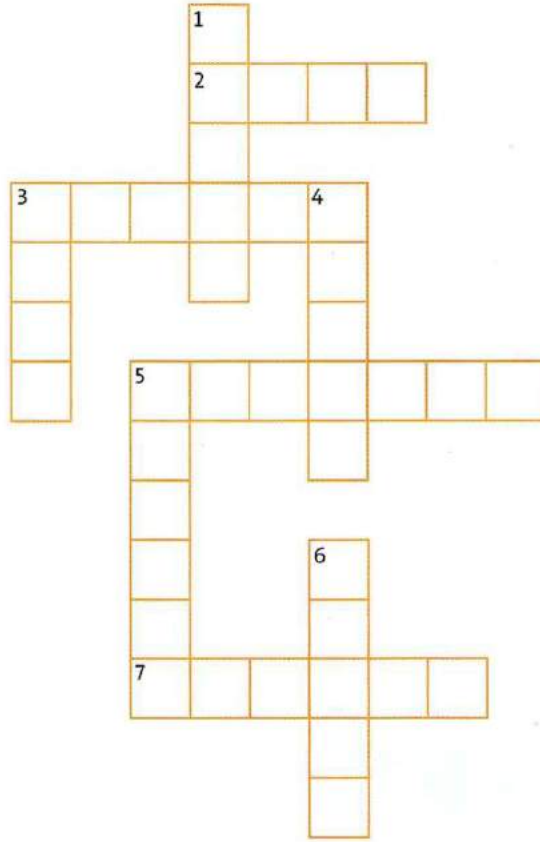
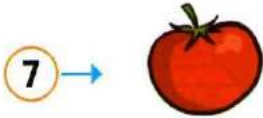
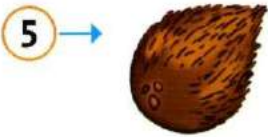
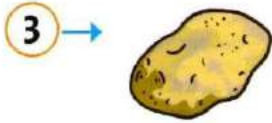
They're limes. What's this?



# Words & writing

1 Look at this food. Complete the crossword.

bread coconut beans peas rice  
potato carrot onion tomato



2 Look and write.



Would you like some beans?

Yes, please.



Would \_\_\_\_\_ some bread?

No, thank you.



\_\_\_\_\_ you \_\_\_\_\_ a \_\_\_\_\_?

\_\_\_\_\_





\_\_\_\_\_ an \_\_\_\_\_?

\_\_\_\_\_



# Story & listening

## 1 Listen and read. Then act. 15



## 2 Write answers to the questions. Ask and answer.


What do you eat for breakfast? \_\_\_\_\_

What do you eat for lunch? \_\_\_\_\_

What do you eat for dinner? \_\_\_\_\_

What's your favourite meal? \_\_\_\_\_



## 3 Lucy's mum is at a shop. Listen and circle the things she buys. 16






# Language practice

1 Find ten differences. Talk to your friend about the pictures.



2 Do the speaking activity. P 112





# Starters practice test

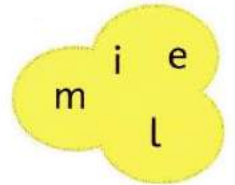
## Reading & Writing, Part 3

Look at the pictures. Look at the letters. Write the words.

### Example



l i m e




### Questions


1



\_\_\_\_\_



2



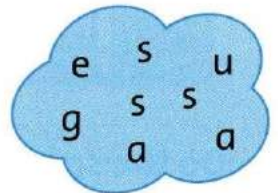
\_\_\_\_\_



3



\_\_\_\_\_



4




\_\_\_\_\_



5




\_\_\_\_\_





# Starters practice test




## Listening, Part 3

Listen and tick (✓) the box. There is one example.  17


Which is Mrs Green?



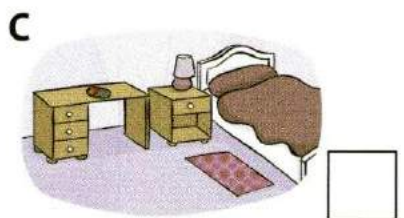
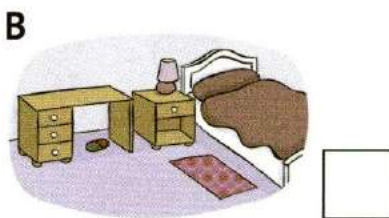
1 What's Pat's favourite food?



2 What does Dan eat for breakfast?



3 Where's Sue's phone?



4 Which is Tony's house?






# 5


# I like clothes


## Words

1 Look at the pictures and the letters.  
Complete the clothes words in the boxes.


1  s h t i r

2  a c w h t

3  s r e d s


4  s a s e l g


5  d a b g a n h

6  k t i s r

1	s	h	i	r	t		
2	w		t				
3		r		s			
4		l		s			s
5	h			d			g
6	s	k			t		
7	s	o		k			
8	j		c				t
9		h		e			
10							
11	t		o		s		r
12	T	-		i		t	

12  t r T - s h i

11  s e r t s r u o

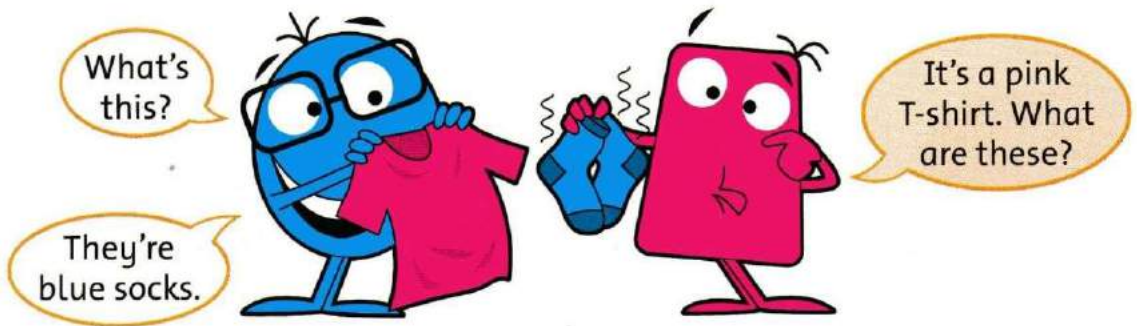
10  t h a

7  k s o c s

8  c a k e t j

9  e s o s h

2 Ask, point and say.





# Speaking & listening

1 Ask and answer about the clothes in Ann's bedroom.


handbag jeans T-shirt hat dress

Look! It's Ann's bedroom. Where's her watch?

It's on the desk.



2 Put Nick's clothes in his bedroom. Listen and draw lines.  18





# Story & listening

## 1 Listen and read. Then act. 19



2 Say what Lucy and Ann are wearing.

3 What is Sam wearing? Listen and colour.  20

4 Write about what you're wearing.

What are you wearing today?

*I'm wearing* \_\_\_\_\_

\_\_\_\_\_

\_\_\_\_\_

\_\_\_\_\_

\_\_\_\_\_






# Language practice

1 Look at the pictures. Find and circle the eleven words and write them in the word groups.



q	b	r	o	t	h	e	r	q	r
w	p	o	q	g	r	e	y	w	e
e	a	f	o	l	l	a	h	e	h
l	s	a	q	k	n	j	k	m	t
r	t	g	p	c	c	j	r	o	o
t	i	i	i	v	m	a	l	u	m
y	u	h	n	b	g	c	s	s	k
u	r	j	k	w	h	k	l	e	d
i	f	k	x	s	s	e	r	d	r
o	d	l	m	e	a	t	l	f	j



Colours	Things in the house	Animals	Clothes	Family	Food
pink					

2 Do the speaking activity. P 113

She's wearing a pink skirt and a red hat.





# Starters practice test

## Reading & Writing, Part 4

Read this. Choose a word from the box. Write the correct word next to numbers 1–5. There is one example.

### A boy



Hello. I'm Alex. Today I'm wearing a white hat and blue (1) \_\_\_\_\_. I'm holding a nice brown (2) \_\_\_\_\_. I'm in front of my (3) \_\_\_\_\_. It's got four (4) \_\_\_\_\_ and a green (5) \_\_\_\_\_.

What am I? I am a boy.

#### example




hat



bag



sofa



window




home



jeans



shirt




door



# Starters practice test

## Listening, Part 2

Read the question. Listen and write a name or a number.

There are two examples.  21



### Examples

What's the girl's name?

Pat

How old is she?

12

### Questions

1 What is the number of Pat's house?

\_\_\_\_\_

2 What is Pat's friend's name?

\_\_\_\_\_

3 How many animals has Pat got?

\_\_\_\_\_

4 What is the name of Pat's dog?

\_\_\_\_\_


5 How old is Pat's dog?

\_\_\_\_\_

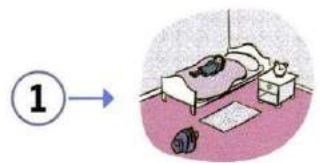




# Revision 1

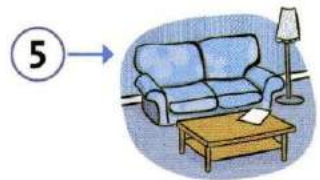
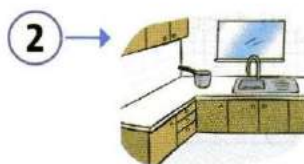
1 Look at the picture for one minute.  
Listen to your teacher and write the answers.



2 Look at the pictures. Do the crossword.





	1									
2			3					4		
			5							





3 Find ten differences. Talk to your friend about the pictures.



4 What's in Sue's bag? Listen and draw lines.  22






**5** Look at the picture. Write the words.

How quickly can you write the words? Write the times.

Start time: \_\_\_\_\_

End time: \_\_\_\_\_



1 f \_\_\_\_\_

2 w \_\_\_\_\_

3 d \_\_\_\_\_

4 d \_\_\_\_\_

5 l \_\_\_\_\_

6 m \_\_\_\_\_

7 b \_\_\_\_\_

8 t \_\_\_\_\_

9 f \_\_\_\_\_

10 d \_\_\_\_\_

11 s \_\_\_\_\_

12 s \_\_\_\_\_

13 c \_\_\_\_\_

14 s \_\_\_\_\_

15 T- \_\_\_\_\_

16 t \_\_\_\_\_

17 m \_\_\_\_\_

18 b \_\_\_\_\_

19 s \_\_\_\_\_

20 h \_\_\_\_\_



1 Look at the picture in Activity 2. Write sentences about where to put these things.

in on next to under in front of behind between

Student A

orange

Put the orange

grapes

sausages

onion

Student B

mango


Put the mango

banana

lime

coconut

2 Tell your friend where to put the things. Listen and draw lines.



3 Tell your friends about:

- your house
- your favourite food
- your family




# 6 Look at us!

## Words

### 1 Complete the words.

body mouth feet ear arm eye face  
leg tail hair hand foot nose head

Look at me.  
I'm an alien!



### 2 Do the speaking activity. P 114





# Story & writing

## 1 Listen and read. Then act. 23



## 2 Look at the story and read the questions. Write one-word answers.

- 1 How many children are there in this story? \_\_\_\_\_
- 2 What are Nick and Ann doing in picture 1? playing a \_\_\_\_\_
- 3 What colour is Lucy's favourite doll's dress? \_\_\_\_\_
- 4 What colour is Lucy's favourite doll's hair? \_\_\_\_\_
- 5 What is Nick wearing? a T-shirt and \_\_\_\_\_
- 6 What does Lucy like playing? \_\_\_\_\_


## 3 Choose a person in your family. Write about his/her hair and his/her eyes.

My \_\_\_\_\_ has got \_\_\_\_\_  
 \_\_\_\_\_ hair and \_\_\_\_\_ eyes.



# Listening & speaking

1 Sam and Lucy are talking about the toys. Listen and draw lines.  24



Look at us!  
We're toys.

elephant      spider

alien

kite

duck


snake

monkey      doll      monster

2 Which toy don't they talk about? Write about that toy.

It's a \_\_\_\_\_ . It's \_\_\_\_\_  
and it's got \_\_\_\_\_ .

3 Ask and answer.



What's your favourite toy?

It's my doll.  
He's got brown hair  
and blue eyes.

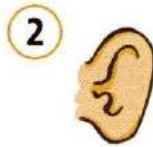


# Language practice

1 Look and write the words.




\_\_\_\_\_



\_\_\_\_\_



\_\_\_\_\_



\_\_\_\_\_



\_\_\_\_\_




\_\_\_\_\_



\_\_\_\_\_



\_\_\_\_\_



\_\_\_\_\_



\_\_\_\_\_







2 Write the words.

an	a
elephant	snake
arm	leg
_____	_____
_____	_____

3 Write the words.

body	toys
a leg	a snake
an arm	an elephant
_____	_____
_____	_____

4 Find the children's toys. Listen and write L for Lucy, S for Sam, A for Ann and N for Nick.





# Starters practice test

## Reading & Writing, Part 2

Look and read. Write **yes** or **no**. There are two examples.



### Examples

There are three birds sitting in a tree.

yes

The girl is happy.

no

### Questions

1 The boy is standing in front of the elephant.

\_\_\_\_\_

2 The monkey is holding a pear.

\_\_\_\_\_

3 The girl has got long brown hair.

\_\_\_\_\_

4 The monkey is standing behind the tree.

\_\_\_\_\_


5 The girl is wearing a pink T-shirt.

\_\_\_\_\_





# Starters practice test


## Listening, Part 3

Listen and tick (✓) the box. There is one example. 


Which is Bill's favourite toy?






1 Which is Anna's father?



2 What's May's sister wearing?



3 What does Ben want to eat?



4 What's Alex doing?






# 7

# We love school!

## Words

Look at our classroom!

1 Look and write the numbers next to the words.



book

3

computer

mouse

teacher

board

rubber

ruler

keyboard

page

pen

bag

pencil

2 Complete the sentences.

in front of   on   next to   under

1 There is a rubber \_\_\_\_\_ the mat.

2 There are some pencils \_\_\_\_\_ the chair.

3 The teacher is \_\_\_\_\_ the board.

4 The mouse is \_\_\_\_\_ the keyboard.



# Speaking & reading

1 Ask and answer questions about the picture on page 46. Write.

ruler pen picture bag book banana

Who's holding a ruler?



Bill.

Who's picking up a pencil? \_\_\_\_\_

2 Look and read.

There are **a lot of** rubbers on this desk! And there are **some** pencils.

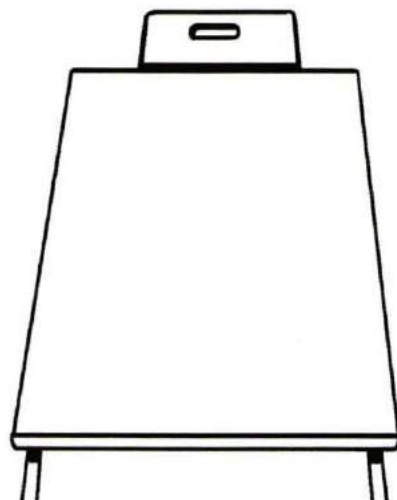



Yes, and there are **lots of** rulers in this bag!



3 Read, draw and colour.

- 1 Draw **a lot of** pens and pencils in the bag. Colour **some** pencils blue and **some** pencils pink.
- 2 Write **lots of** letters and **some** numbers on the board.
- 3 Draw **lots of** rulers and rubbers on the desk. Colour **some** rulers green, **some** orange and **one** yellow. Don't colour the rubbers!





# Story & reading

## 1 Listen and read. Then act. 27



## 2 Read and write *yes* or *no*.

- 1 Two girls are writing. yes
- 2 The teacher is showing a picture. \_\_\_\_\_
- 3 Two girls are standing up. \_\_\_\_\_
- 4 One child is pointing at a man. \_\_\_\_\_
- 5 A girl is picking up a pen. \_\_\_\_\_
- 6 Five children are sitting down. \_\_\_\_\_
- 7 Two boys are talking. \_\_\_\_\_
- 8 The man is smiling at the teacher. \_\_\_\_\_

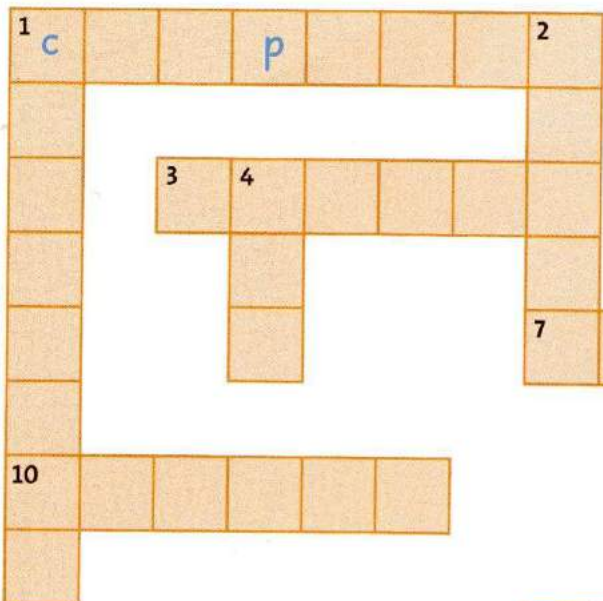
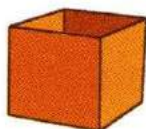






# Language practice

1 Look at the pictures. Write the words in the crossword.

3 letters



4 letters



5 letters




7 letters



6 letters



8 letters



2 Do the speaking activity. **P** 115



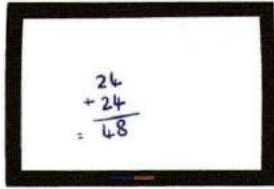


# Starters practice test

## Reading & Writing, Part 1

Look and read. Put a tick (✓) or a cross (X) in the box.  
There are two examples.

### Examples



This is a board.



This is an arm.



### Questions


1



This is a lime.



2



This is a frog.



3



This is a lamp.



4



This is a boy.



5



This is a mouse.








# Starters practice test

## Listening, Part 1

Listen and draw lines. There is one example.  28



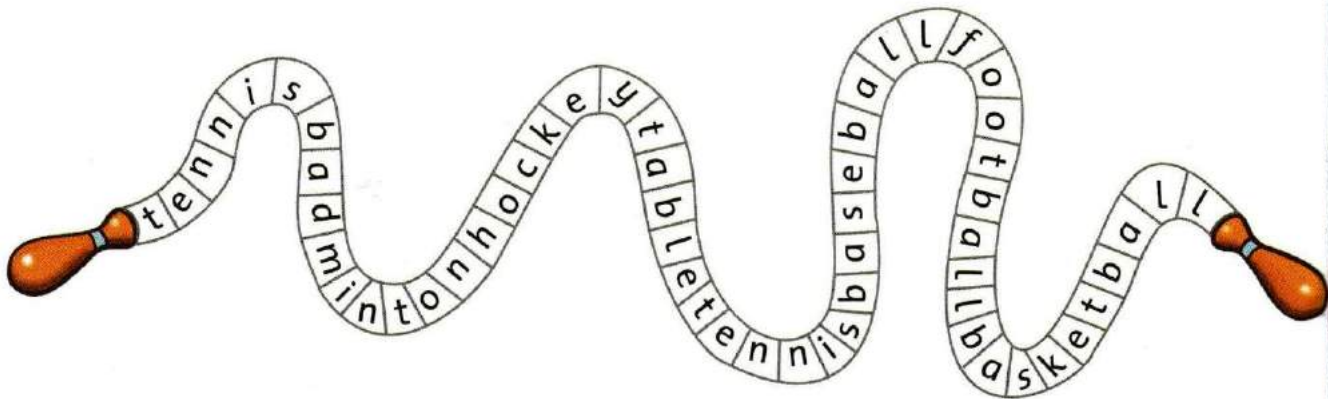


# 8

# In the playground

## Words

1 Find six sports and colour them. Use different colours.




2 Write the sports from Activity 1 under the pictures.



basketball



3 Ask and answer.





# Listening & speaking

1 Listen and draw lines.  29

1



2



3



4



5



6



7




8



9



May



Alex



Tom



Pat



Grace



Ben



Dan




2 Do the speaking activity.  116






# Story & writing

## 1 Listen and read. Then act. 30



## 2 Look and complete the sentences.

running ~~kicking~~ hitting riding walking bouncing





- 1 Two boys are playing football. Sam is kicking the ball.
- 2 Lucy is playing tennis. She is \_\_\_\_\_ the ball.
- 3 One boy is \_\_\_\_\_ his bike.
- 4 One girl is \_\_\_\_\_ to the playground.
- 5 One girl is \_\_\_\_\_ with a ball, and she's \_\_\_\_\_ it.





# Language practice


1 Find ten differences. Talk to your friend about the pictures.



2 Write the things from the picture in Activity 1.

1   
lita  
tail

2   
erpa

3   
catwh

4   
rdpise

5   
nchcike

6   
ckyeo



# Starters practice test

## Reading & Writing, Part 5

Look at the pictures and read the questions. Write one-word answers.



### Examples

How many trees are there?

\_\_\_\_\_ two \_\_\_\_\_

What's the man holding?

a \_\_\_\_\_ bag \_\_\_\_\_

### Questions

1 Where's the girl?

\_\_\_\_\_ her mum

2 What's the woman wearing?

a blue \_\_\_\_\_



3 Which animal is the boy pointing at?

the \_\_\_\_\_

4 What's the mouse doing?

\_\_\_\_\_


5 Which animal is running?

the \_\_\_\_\_



# Starters practice test

## Listening, Part 3

Listen and tick (✓) the box. There is one example.  31

What's Kim taking to school?



1 Where's Ben's dad?





2 What's Tony's favourite sport?



3 Which is Grace's new toy?



4 What does Alex want for dinner?





# 9

# My hobbies

## Words

1 Look and draw lines to find the hobbies in the pictures.




- 1 doing
- 2 painting and drawing
- 3 playing
- 4 flying
- 5 singing
- 6 making
- 7 listening
- 8 reading
- 9 fishing
- 10 running and jumping
- 11 swimming

- pictures
- in the park
- stories
- with Dad
- in the sea
- the piano or guitar
- cakes
- songs
- sport
- to music
- a kite

2 Ask and answer.

What's your favourite hobby?



I like fishing.



# Story & writing

## 1 Listen and read. Then act.



## 2 Read and write *your* answers.



I love flying kites!

\_\_\_\_\_

I like making cakes!

\_\_\_\_\_



I enjoy painting pictures.

\_\_\_\_\_

I like playing the piano.

\_\_\_\_\_





I love playing basketball.

\_\_\_\_\_



# Listening & speaking

1 Listen and draw lines. 



2 Do the speaking activity.  117





# Language practice

1 Find the things that Bill and Sue like in the picture. Write.




Bill

Bill likes things starting with the letter B.



Sue


Sue likes things starting with the letter S.



How many things does Bill like? \_\_\_\_\_

How many things does Sue like? \_\_\_\_\_

2 Spell the things that Sue likes and the things that Bill likes.

Listen and check.  34

Sue likes sausages, \_\_\_\_\_

Bill likes balls, \_\_\_\_\_




# Starters practice test

## Reading & Writing, Part 4

Read this. Choose a word from the box. Write the correct word next to numbers 1–5. There is one example.

## A garden



You can find me behind a house. There are lots of beautiful (1) \_\_\_\_\_ here. On a nice day children can bounce a (2) \_\_\_\_\_ and play lots of games. Children love running and (3) \_\_\_\_\_ here or they like sitting under a tree and reading (4) \_\_\_\_\_. Some people enjoy eating a (5) \_\_\_\_\_ here too.

What am I? I am a garden.

### example



house



fruit



ball



jumping



flowers



meal



holding



stories



# Starters practice test

## Listening, Part 2

Read the question. Listen and write a name or a number.

There are two examples.  35



### Examples

What's the boy's name?

Ben

How old is he?

7

### Questions

1 What's Ben's mother's name?

2 What's Ben's sister's name?

3 How many robots has Ben got?

4 What's the name of Ben's friend?

5 How old is Ben's friend?



# 10

# Your day

## Words

1 Look at the letters. Write the words under the pictures.

ebd

latofobl

ivetlesnio

nindre

okob

airdo

selsnos


sarbekfat

rapk

hoslco



b e d



2 Draw lines and make five sentences about you.



In the morning



In the afternoon



In the evening



At night

I

I don't

have

play

go

listen

walk

to bed.

in the park.

watch television.

lessons.

to the radio.

to school.

dinner.

breakfast.

to my friend's house.



# Story & speaking

## 1 Listen and read. Then act. 36



## 2 Write about your day.

In the morning I \_\_\_\_\_.

In the afternoon I \_\_\_\_\_.

In the evening I \_\_\_\_\_.

I don't \_\_\_\_\_.


At night I \_\_\_\_\_.

## 3 Do the speaking activity. 118






# Listening

1 Lucy is talking about what she does in the morning. Listen and write numbers in the boxes.  37




2 Sam is talking about what he does in the afternoon and evening. Listen and tick (✓) or cross (X).  38






# Language practice

1 What are these stories about? Write the first letter of each word in the pictures and find the answers.




It's about eating  
f o o d.




It's about playing  
\_\_\_\_\_.




It's about  
\_\_\_\_\_.



It's about going to  
\_\_\_\_\_.



It's about riding  
\_\_\_\_\_.



It's about  
\_\_\_\_\_.

2 Read. Tell your friend about the stories you read.

Do you read stories?



Yes, I do. I'm reading a story about making friends now.




# Starters practice test

## Reading & Writing, Part 4

Read this. Choose a word from the box. Write the correct word next to numbers 1–5. There is one example.

### A baby



My name's Grace and I'm very small. I've got short \_\_\_\_\_ hair \_\_\_\_\_. I like wearing my new purple (1) \_\_\_\_\_. I smile a lot but I can be (2) \_\_\_\_\_, too. I don't understand books and I don't know the (3) \_\_\_\_\_ of the alphabet but I love my toys. My favourite toy is my (4) \_\_\_\_\_. She's very beautiful. In the evening my big brother comes home from (5) \_\_\_\_\_ and I play with him.

What am I? I am a baby!

#### example



hair



dress



sad



house




letters



doll



school




kite



# Starters practice test

## Listening, Part 4


Listen and colour. There is one example.  39





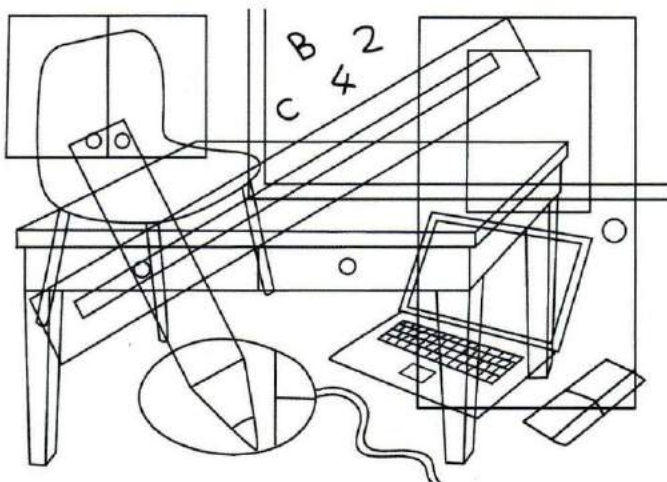
# Revision 2

1 Read and colour the monster.




face – blue  
mouth – red  
feet – grey  
eyes – orange  
hands – brown  
ears – pink  
nose – black  
hair – yellow  
legs – green  
body – purple  
and pink



2 How many things can you find in the picture? Write the words.



Handwriting practice area with six horizontal lines for writing.



3 Grace is at school with her mother. She's talking about the children.  
Listen and draw lines.  40



Dan

Sue

Anna

Tony

May



**3** Look and read. Write *yes* or *no*.



- 1 A boy is riding a bike. yes
- 2 There are three ducks in the water. no
- 3 A girl is painting a picture. \_\_\_\_\_
- 4 Two boys are fishing under a tree. \_\_\_\_\_
- 5 Two girls are playing badminton. \_\_\_\_\_
- 6 Two girls are flying kites. \_\_\_\_\_
- 7 The boy who's riding the horse is waving. \_\_\_\_\_

**4** Write the words.

kicking throwing catching standing  
~~riding~~ bouncing sitting jumping




riding





**1** Look at the picture. Ask and answer these questions.



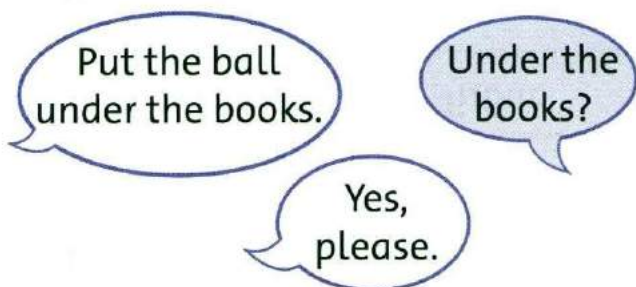
**Student A**

- 1 What are the children doing?
- 2 What's in the box?
- 3 How many snakes can you see?

**Student B**

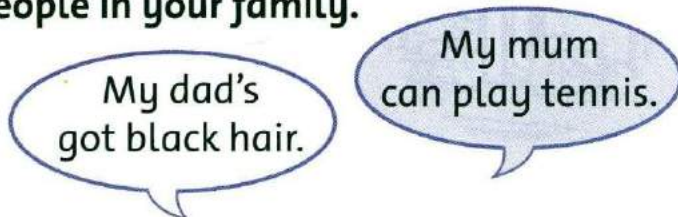
- 1 What colour eyes has the boy got?
- 2 Is the girl smiling?
- 3 Where's the monster?

**2** Ask your teacher for the object cards. Take turns to tell your friend where to put things.



**3** Now tell your friend about the people in your family.

- What colour is their hair?
- What colour are their eyes?
- What do they like doing?
- What sports can they play?






# 11

# In the street

## Words

1 Look and write the numbers next to the words.



a train

a bus

a lorry

a car

a motorbike

a boat

a helicopter

a bike


a plane

2 Write the words.

~~open~~   new   closed   angry



open



\_\_\_\_\_



\_\_\_\_\_

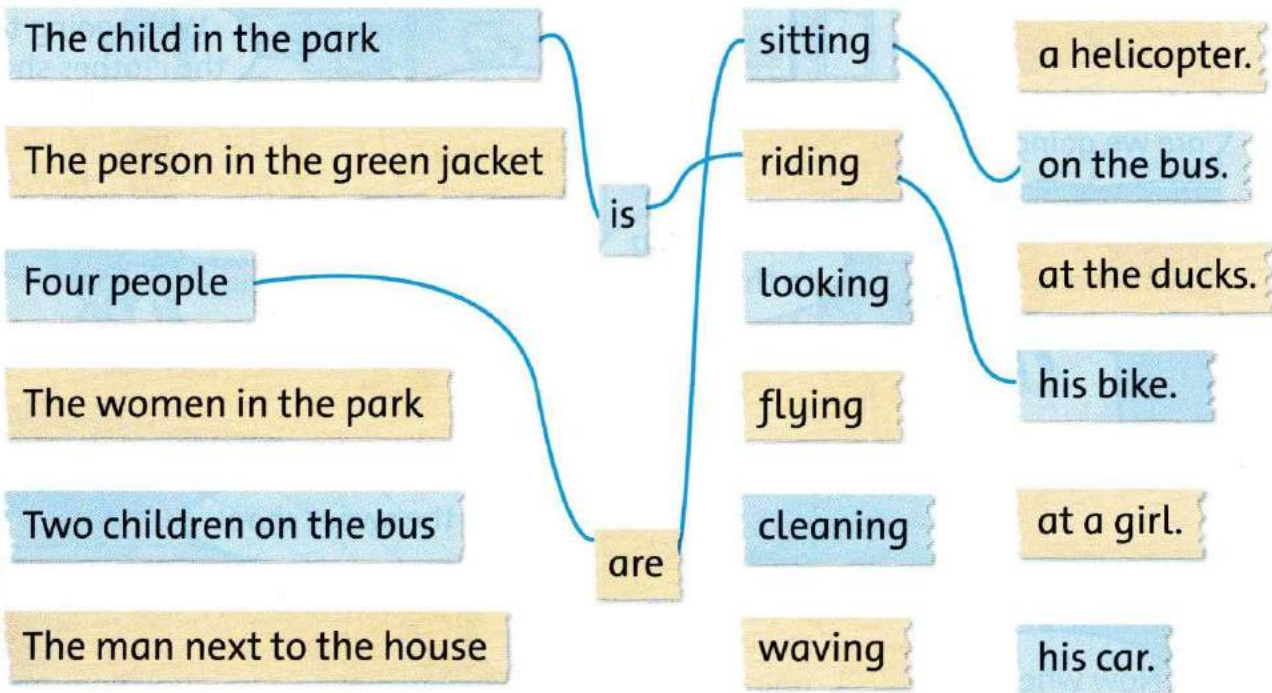


\_\_\_\_\_



# Words & writing

1 Look at the picture on page 74 again. Draw lines and make sentences.



2 Circle and write about what you're doing with your friends in class today.

My class is a **big** / **small** class. There are \_\_\_\_\_ children in my class. There are \_\_\_\_\_ girls and \_\_\_\_\_ boys. We've got a very nice teacher. **Her** / **His** name's **Mrs** / **Mr** \_\_\_\_\_. Today we're learning about \_\_\_\_\_. Some children are \_\_\_\_\_, one boy is \_\_\_\_\_ and one girl is \_\_\_\_\_. We aren't \_\_\_\_\_ in class today.





# Story & listening

## 1 Listen and read. Then act. 41



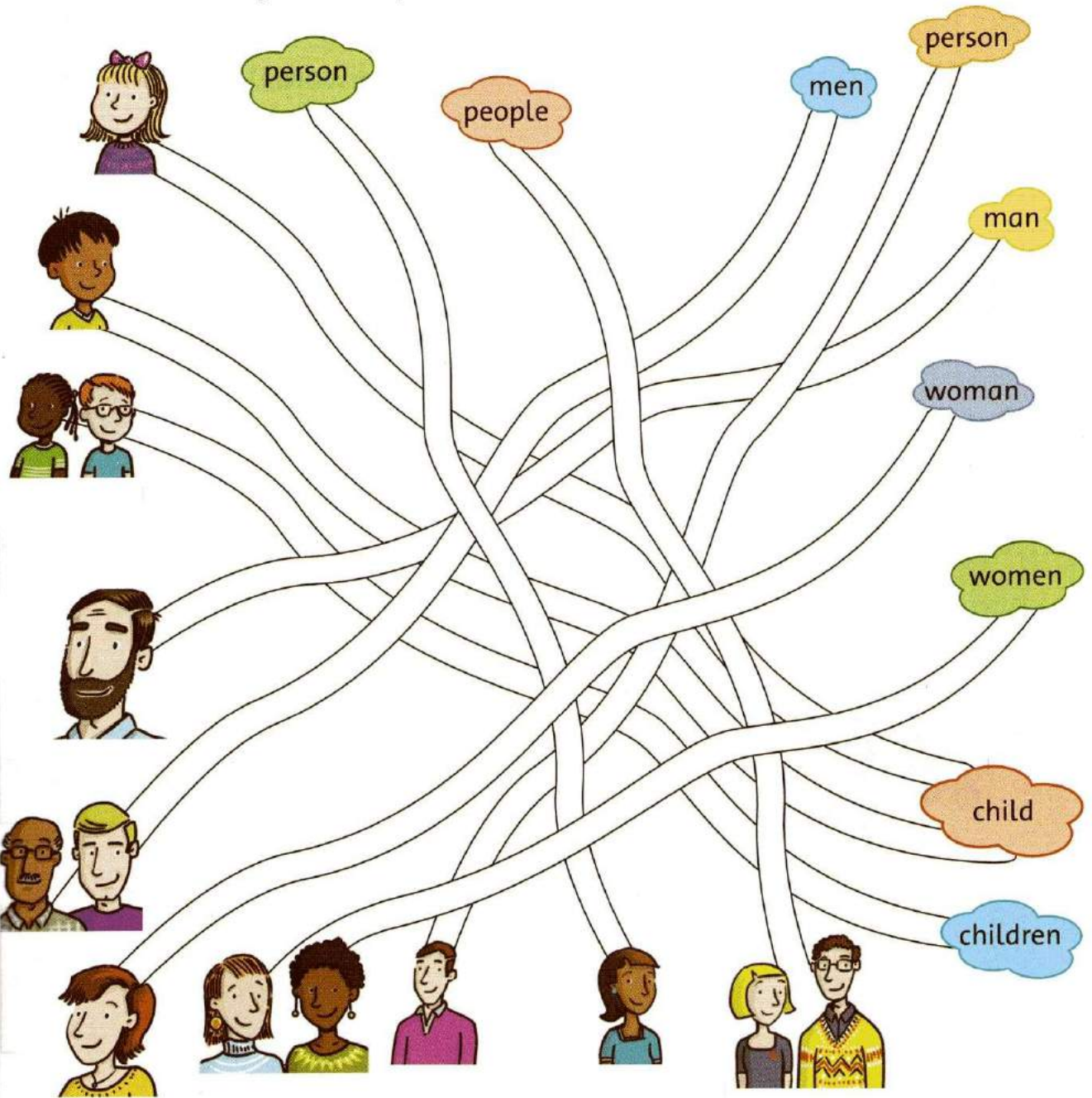
## 2 Listen to Lucy and tick (✓) or cross (X). 42





# Language practice

1 Colour the lines from the pictures to the words.



2 Do the speaking activity. **P** 119





# Starters practice test

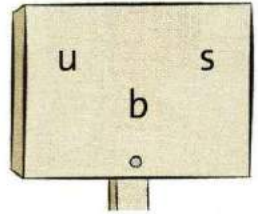
## Reading & Writing, Part 3

Look at the pictures. Look at the letters. Write the words.  
There is one example.

### Example



b u s

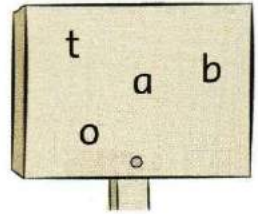


### Questions

1



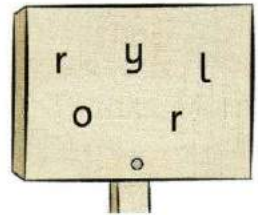
\_\_\_\_\_



2



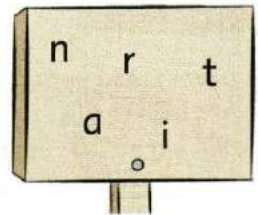
\_\_\_\_\_



3




\_\_\_\_\_



4




\_\_\_\_\_



5



\_\_\_\_\_







# Starters practice test

## Listening, Part 1

Listen and draw lines. There is one example. 





## Words

- 1 Sam is seeing his grandparents today. Look at the picture and write the words in the boxes.




boat / car    trousers / jacket / dress    sheep / horses  
house / flat    in / next to / on    mother / sister / father

Sam and Jill are  the  with their   
and  and their baby , Kim. They're waving at their  
grandparents. Their grandfather's wearing a blue  and brown  
. Their grandmother's wearing a yellow . Sam and  
Jill's grandparents don't live in a . They live in a .  
It's  a park. In the park there are some animals. There are  
two  and three . Today there's a   
 the water.



# Speaking & words

## 1 Listen and read. Then act.



## 2 Draw lines from the words to their opposites.



old



dirty



happy



beautiful



clean



sad



ugly



young




# Speaking & writing

1 Ask and answer about Sam's family.



Who's that?

That's Sam's cousin, Bill.



What's he doing?

He's eating a burger.



2 Look at the picture and complete the words.

In the kitchen	In the dining room	In the living room
c <u>u</u> p <u>b</u> o <u>a</u> r <u>d</u> s	p___t___e	a___c___r
d_____	t_b_____	l_____
w___d___	c___i___s	m_____r
c_____k	b___g___s	p_____e
___d_o	c_i___r_n	t_____v_s___n



# Language practice

1 Listen to Lucy. Circle the correct pictures. 




2 Do the speaking activity.  120





## Reading & Writing, Part 2

Look and read. Write **yes** or **no**. There are two examples.



### Examples

The family is in the garden.

\_\_\_\_\_ **yes** \_\_\_\_\_

Mum is pointing at the cat.

\_\_\_\_\_ **no** \_\_\_\_\_

### Questions

- 1 The dog has got a sausage.
- 2 Grandpa is reading a book.
- 3 The baby is taking some sweets.
- 4 Grandma is smiling.
- 5 There's a helicopter between the sun and the house.

\_\_\_\_\_

\_\_\_\_\_

\_\_\_\_\_


\_\_\_\_\_

\_\_\_\_\_



# Starters practice test

## Listening, Part 3

Listen and tick (✓) the box. There is one example.  46


Which is Ben's grandfather?



1 Which is Mr Green's car?



2 Which is Grace's favourite fruit?



3 What sport does Dan like playing?



4 How does May go to school?





## Words

1 Complete the animal words. Listen and number. 



s \_ \_ \_ e \_ \_




b \_ \_ \_ \_


We're going to the zoo today.



c r o c o d i l e



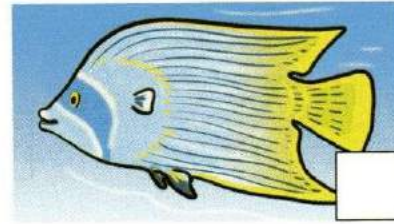
t \_ \_ \_ \_




s \_ \_ \_ \_




m \_ \_ \_ \_



f \_ \_ \_ \_




g \_ r \_ f \_ e



h \_ p \_ o



l \_ z \_ \_ d



e \_ \_ \_ \_

2 Which animal don't the children talk about?

\_\_\_\_\_



# Words & writing

1 Match the pictures and words. Say.



zoo




school



home



park



shops



see / a giraffe   choose / shoes   write / stories   have / a bath  
ride / a bike   fly / a kite   buy / a book   take / photos   eat / lunch

You can write stories at school.



And you can ride a bike at the park.

2 Read and write answers.

1 Would you like to go to the zoo? Yes, I want to see the giraffes.

2 Would you like to go to the shops? \_\_\_\_\_

3 Would you like to go home? \_\_\_\_\_

4 Would you like to go to the park? \_\_\_\_\_





# Story & speaking

## 1 Listen and read. Then act.



## 2 Look and say.

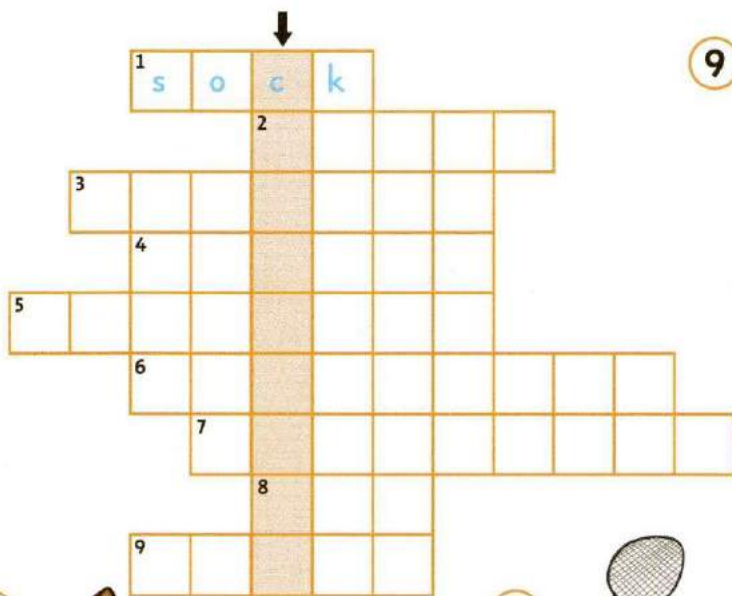
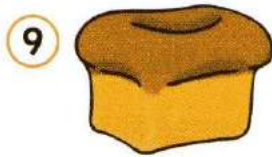
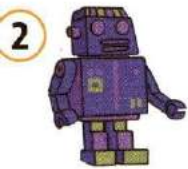
drinking eating ~~sleeping~~  
swimming






# Language practice

1 Write the answers to find the animal.



2 Find the animals.

t	c	l	h	p	c	i	d	e	f
i	o	g	i	r	a	f	f	e	l
g	w	z	p	z	t	c	b	s	r
e	l	e	p	h	a	n	t	r	e
r	r	d	o	l	j	r	h	o	d
m	o	n	k	e	y	m	d	h	i
e	q	f	i	s	h	e	b	m	p
c	r	o	c	o	d	i	l	e	s



3 Do the speaking activity. P 121

Would you like to read a book?





# Starters practice test

## Reading & Writing, Part 5

Look at the pictures and read the questions. Write one-word answers.



### Examples

Where's the bird?

next to the sun

How many giraffes are there?

two

### Questions

1 What colour is the girl's handbag?

\_\_\_\_\_

2 Where's the baby giraffe?

\_\_\_\_\_

its mother



3 How many flowers are there?

\_\_\_\_\_

4 Which animal is on the hippo?

the \_\_\_\_\_

5 What colour is the lizard?


\_\_\_\_\_



# Starters practice test

## Listening, Part 4

Listen and colour. There is one example.  49





# 14


# Happy birthday!

## Words

It's my birthday! I'm eight years old today!



1 Complete the words.



2 Listen and write the numbers of the presents next to the names. 50

Lucy

Grandpa

Jill

Sam

Mummy  
and Daddy

Grandma

Mum

Dad

The presents are for Tom, but who are they from?





# Words

1 Here are some drinks for Tom's party. Match the words with the pictures.

1



milk

2



lemonade

3



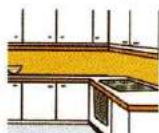
water



4




orange juice

2 Read this with your friend. Say words where there are pictures.

It's Tom's party this afternoon. His mum's in the . She's making a

big birthday  for Tom. Look! Tom's in the . There are

 on the walls and lots of  and  on the !



3 Talk about the picture.



# Story & writing


## 1 Listen and read. Then act. 51



## 2 Look at the pictures and write.

~~mine~~ theirs hers ours his

1  Whose are these sweets? They're mine.

2  Whose is this robot? It's \_\_\_\_\_.

3  Whose is this doll? It's \_\_\_\_\_.

4  Whose are these games? They're \_\_\_\_\_.

5  Whose is this kite? It's \_\_\_\_\_.





# Language practice

1 Write the first letter of each word to find the message.



—




—



—



—



—



—



—



—



—



—



—



—



—



—



—



—



—



—



—



—

2 Do the speaking activity. P 122





# Starters practice test

## Reading & Writing, Part 3

Look at the pictures. Look at the letters. Write the words.  
There is one example.

### Example



c a k e




### Questions

1




\_\_\_\_\_



2




\_\_\_\_\_




3



\_\_\_\_\_



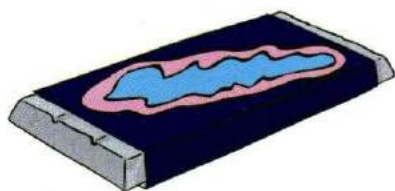
4



\_\_\_\_\_



5



\_\_\_\_\_







# Starters practice test

## Listening, Part 2

Read the question. Listen and write a name or a number.

There are two examples.  52



### Examples

What's the girl's name?

Anna

What is the number of her house?

16

### Questions

1 How many presents has Anna got today?

2 What's the name of her favourite toy?

3 How many people are there in her family?

4 What's her brother's name?

5 How old is Anna today?



# 15

# At the beach

## Words

It's a beautiful day. We're at the beach! What can you see on the beach and in the sea?



1 Draw lines from the words to the pictures.

sea	sand	beach	water	camera	shells

2 Can you find these things in the picture? Complete the words.

b \_ d m \_ t \_  
k \_ e  
b \_ l \_

i \_ \_ cr \_ \_ m  
b \_ na \_ \_ s  
l \_ \_ \_ n \_ d \_




\_ \_ s  
\_ i \_ e  
b \_ a \_

d \_ \_ s \_  
t \_ \_ u \_ e  
h \_ \_ b \_



# Words & listening

1 Draw lines from the pictures to the words.





to drink  
to kick  
to wear  
to eat  
to fly  
to read  
to ride  
to listen to



2 What are the children doing on the beach this morning?

Listen and draw lines. 



3 Talk about the children.

The children are happy on the beach!

And Kim's got some fruit to eat.






Yes, Lucy's got a bike to ride.




# Story & writing

## 1 Listen and read. Then act. 54



## 2 Write the words in the boxes and complete the words.

eating ~~playing~~ jumping finding




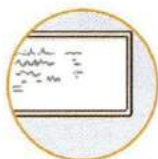


# Language practice

1 Look and circle the letters to find the words.




1	s	a	o	l	h
	b	h	e	c	l
2	r	e	p	p	r
	h	i	l	o	o
3	o	o	i	r	h
	b	e	a	t	d
4	l	e	n	r	o
	m	a	r	g	y
5	r	u	a	l	l
	p	i	e	n	o
6	s	e	a	r	l
	b	h	e	c	h
7	w	h	a	t	n
	t	r	e	i	r
8	l	l	r	r	n
	p	o	a	n	y
9	w	o	p	e	o
	h	a	t	p	r
10	r	a	r	e	o
	m	u	l	t	r
11	t	r	i	a	y
	o	n	e	o	n



2 Do the speaking activity. P 123

What colour's the shell?



It's blue.





# Starters practice test

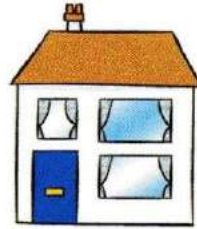
## Reading & Writing, Part 1

Look and read. Put a tick (✓) or a cross (X) in the box.  
There are two examples.

### Examples




This is a boat.



This is a flat.


### Questions



This is the sea.



This is a kite.



This is a beach.



This is a shoe.






This is water.



# Starters practice test

## Listening, Part 1

Listen and draw lines. There is one example. 









**2** Make sentences. Write numbers next to five of the pictures.

1 riding He's his bike.



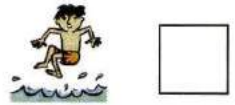
2 They're in dresses shop. choosing a



3 the cleaning We're car.



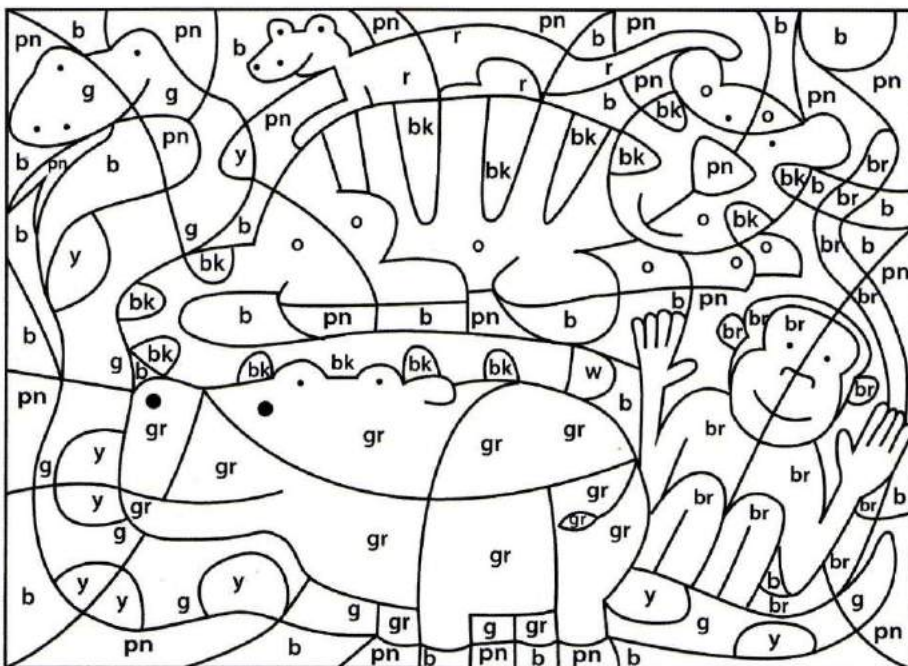
4 in the She's sea. jumping



5 children school. are walking The to




**3** Colour the picture to find the animals.




- gr = grey
- w = white
- br = brown
- o = orange
- g = green
- bk = black
- bl = blue
- r = red
- pn = pink
- p = purple
- w = white
- y = yellow




4 Read, listen and circle.  56

1  Which is my dad's motorbike?






2  What does Lucy want on her birthday cake?



3  What is Sam's favourite drink?



4  What's my teacher doing now?





1 Look at the picture. Ask and answer these questions.



Student A

- 1 Where's the kite?
- 2 What's the man on the beach doing?
- 3 What colour is the car?

Student B

- 1 Where are the shells?
- 2 How many children are there on the beach?
- 3 What colour is the ball?

2 Look at the picture again. Ask and answer about these things.

Student A



Student B



3 Ask your teacher for the object cards. Take turns to ask and answer.





# Wordlist

## Abbreviations

The following abbreviations have been used where it is necessary to show the part of speech:

n = noun    v = verb    adj = adjective    pron = pronoun    prep = preposition  
s = singular    p = plural

Words marked with \* are not on the Starters wordlist, but have been included for the sake of completeness.

### Names

Boys: Alex Ben  
Bill Dan Nick Pat  
Sam Tom Tony

Girls: Ann Anna Grace  
Jill Kim Lucy May  
Pat Sue

Animals: Bouncer Chippy

### Hello!

alphabet \_\_\_\_\_  
and \_\_\_\_\_  
apple \_\_\_\_\_  
be \_\_\_\_\_  
black \_\_\_\_\_  
blue \_\_\_\_\_  
boat \_\_\_\_\_  
box \_\_\_\_\_  
brown \_\_\_\_\_  
cat \_\_\_\_\_  
dog \_\_\_\_\_  
eighteen \_\_\_\_\_

elephant \_\_\_\_\_  
fifteen \_\_\_\_\_  
fish (s) \_\_\_\_\_  
flower \_\_\_\_\_  
fourteen \_\_\_\_\_  
giraffe \_\_\_\_\_  
green \_\_\_\_\_  
grey \_\_\_\_\_  
hat \_\_\_\_\_  
hello \_\_\_\_\_  
house \_\_\_\_\_  
How many? \_\_\_\_\_  
How old? \_\_\_\_\_  
ice cream \_\_\_\_\_  
juice \_\_\_\_\_  
kite \_\_\_\_\_  
letter  
(alphabet) \_\_\_\_\_  
listen \_\_\_\_\_  
lorry \_\_\_\_\_  
mouse  
(animal) \_\_\_\_\_

name \_\_\_\_\_  
night \_\_\_\_\_  
nineteen \_\_\_\_\_  
one \_\_\_\_\_  
orange (adj) \_\_\_\_\_  
orange (n) \_\_\_\_\_  
pink \_\_\_\_\_  
plane \_\_\_\_\_  
purple \_\_\_\_\_  
question  
mark\* \_\_\_\_\_  
red \_\_\_\_\_  
robot \_\_\_\_\_  
say \_\_\_\_\_  
seventeen \_\_\_\_\_  
sixteen \_\_\_\_\_  
sun \_\_\_\_\_  
three \_\_\_\_\_  
tree \_\_\_\_\_  
twenty \_\_\_\_\_  
two \_\_\_\_\_



umbrella\* \_\_\_\_\_  
vegetables\* \_\_\_\_\_  
watermelon \_\_\_\_\_  
white \_\_\_\_\_  
with \_\_\_\_\_  
yellow \_\_\_\_\_  
zoo \_\_\_\_\_

### 1 I love animals!

animal \_\_\_\_\_  
bird \_\_\_\_\_  
chicken \_\_\_\_\_  
colour (n) \_\_\_\_\_  
colour (v) \_\_\_\_\_  
cow \_\_\_\_\_  
do \_\_\_\_\_  
duck \_\_\_\_\_  
fish (s + pl) \_\_\_\_\_  
frog \_\_\_\_\_  
goat \_\_\_\_\_  
horse \_\_\_\_\_  
in \_\_\_\_\_  
know \_\_\_\_\_  
look \_\_\_\_\_  
mice \_\_\_\_\_  
next to \_\_\_\_\_  
not \_\_\_\_\_  
on \_\_\_\_\_  
sheep (s + pl) \_\_\_\_\_  
this \_\_\_\_\_

where \_\_\_\_\_  
Wow! \_\_\_\_\_

### 2 At home

armchair \_\_\_\_\_  
ask \_\_\_\_\_  
at \_\_\_\_\_  
bath \_\_\_\_\_  
bathroom \_\_\_\_\_  
bed \_\_\_\_\_  
bedroom \_\_\_\_\_  
behind \_\_\_\_\_  
between \_\_\_\_\_  
bookcase \_\_\_\_\_  
clock \_\_\_\_\_  
computer \_\_\_\_\_  
cupboard \_\_\_\_\_  
dining room \_\_\_\_\_  
door \_\_\_\_\_  
floor \_\_\_\_\_  
garden \_\_\_\_\_  
hall \_\_\_\_\_  
home \_\_\_\_\_  
in front of \_\_\_\_\_  
kitchen \_\_\_\_\_  
lamp \_\_\_\_\_  
living room \_\_\_\_\_  
mat \_\_\_\_\_  
mirror \_\_\_\_\_  
Mum \_\_\_\_\_

pardon \_\_\_\_\_  
phone (n) \_\_\_\_\_  
picture \_\_\_\_\_  
radio \_\_\_\_\_  
right \_\_\_\_\_  
room \_\_\_\_\_  
sofa \_\_\_\_\_  
table \_\_\_\_\_  
television \_\_\_\_\_  
under \_\_\_\_\_  
wall \_\_\_\_\_  
which \_\_\_\_\_  
window \_\_\_\_\_

### 3 Family and friends

baby \_\_\_\_\_  
big \_\_\_\_\_  
boy \_\_\_\_\_  
brother \_\_\_\_\_  
dad \_\_\_\_\_  
family \_\_\_\_\_  
father \_\_\_\_\_  
friend \_\_\_\_\_  
funny \_\_\_\_\_  
girl \_\_\_\_\_  
grandfather \_\_\_\_\_  
grandmother \_\_\_\_\_  
happy \_\_\_\_\_  
have got \_\_\_\_\_  
his \_\_\_\_\_



mother \_\_\_\_\_  
old \_\_\_\_\_  
sad \_\_\_\_\_  
sister \_\_\_\_\_  
small \_\_\_\_\_  
year \_\_\_\_\_  
young \_\_\_\_\_

#### 4 Food!

banana \_\_\_\_\_  
beans \_\_\_\_\_  
bread \_\_\_\_\_  
breakfast \_\_\_\_\_  
burger \_\_\_\_\_  
carrot \_\_\_\_\_  
chips \_\_\_\_\_  
coconut \_\_\_\_\_  
dinner \_\_\_\_\_  
eat \_\_\_\_\_  
egg \_\_\_\_\_  
evening \_\_\_\_\_  
favourite \_\_\_\_\_  
food \_\_\_\_\_  
fruit \_\_\_\_\_  
grapes \_\_\_\_\_  
lemon \_\_\_\_\_  
like (v) \_\_\_\_\_  
lime \_\_\_\_\_  
lunch \_\_\_\_\_  
mango \_\_\_\_\_

meal\* \_\_\_\_\_  
meat \_\_\_\_\_  
onion \_\_\_\_\_  
pear \_\_\_\_\_  
peas \_\_\_\_\_  
pineapple \_\_\_\_\_  
please \_\_\_\_\_  
potato \_\_\_\_\_  
rice \_\_\_\_\_  
thanks \_\_\_\_\_  
that \_\_\_\_\_  
tomato \_\_\_\_\_  
would like \_\_\_\_\_

#### 5 I like clothes

bag \_\_\_\_\_  
clothes \_\_\_\_\_  
dress \_\_\_\_\_  
glasses \_\_\_\_\_  
handbag \_\_\_\_\_  
hat \_\_\_\_\_  
hold \_\_\_\_\_  
jacket \_\_\_\_\_  
jeans \_\_\_\_\_  
shirt \_\_\_\_\_  
shoes \_\_\_\_\_  
skirt \_\_\_\_\_  
socks \_\_\_\_\_  
thing\* \_\_\_\_\_  
today \_\_\_\_\_

trousers \_\_\_\_\_  
T-shirt \_\_\_\_\_  
watch (n) \_\_\_\_\_  
wear \_\_\_\_\_

#### 6 Look at us!

alien \_\_\_\_\_  
arm \_\_\_\_\_  
beautiful \_\_\_\_\_  
body \_\_\_\_\_  
doll \_\_\_\_\_  
ear \_\_\_\_\_  
eye \_\_\_\_\_  
face \_\_\_\_\_  
foot/feet \_\_\_\_\_  
Great! \_\_\_\_\_  
hair \_\_\_\_\_  
hand \_\_\_\_\_  
head \_\_\_\_\_  
leg \_\_\_\_\_  
let's (v) \_\_\_\_\_  
monkey \_\_\_\_\_  
monster \_\_\_\_\_  
mouth \_\_\_\_\_  
nose \_\_\_\_\_  
person \_\_\_\_\_  
play (v) \_\_\_\_\_  
see \_\_\_\_\_  
short \_\_\_\_\_  
smile (v) \_\_\_\_\_



snake _____	pen _____	hit (v) _____
spider _____	pencil _____	hockey _____
tail _____	pick up _____	kick (v) _____
then _____	point (v) _____	playground _____
tiger _____	rubber _____	ride (v) _____
toy _____	ruler _____	run (v) _____
ugly _____	school _____	sport _____

**7 We love school!**

board \_\_\_\_\_  
 book \_\_\_\_\_  
 boy \_\_\_\_\_  
 children \_\_\_\_\_  
 classroom \_\_\_\_\_  
 colour (v) \_\_\_\_\_  
 come \_\_\_\_\_  
 down\* \_\_\_\_\_  
 draw \_\_\_\_\_  
 English \_\_\_\_\_  
 girl \_\_\_\_\_  
 good \_\_\_\_\_  
 keyboard  
 (computer) \_\_\_\_\_  
 learn \_\_\_\_\_  
 lots of/  
 a lot of \_\_\_\_\_  
 make \_\_\_\_\_  
 man \_\_\_\_\_  
 mouse  
 (computer) \_\_\_\_\_  
 now \_\_\_\_\_  
 page \_\_\_\_\_

show \_\_\_\_\_  
 sit (v) \_\_\_\_\_  
 sleep \_\_\_\_\_  
 some \_\_\_\_\_  
 stand (v) \_\_\_\_\_  
 talk \_\_\_\_\_  
 teacher \_\_\_\_\_  
 up\* \_\_\_\_\_  
 word \_\_\_\_\_  
 work\* (n) \_\_\_\_\_  
 write \_\_\_\_\_

**8 In the playground**

answer (v) \_\_\_\_\_  
 badminton \_\_\_\_\_  
 ball (n) \_\_\_\_\_  
 baseball \_\_\_\_\_  
 basketball \_\_\_\_\_  
 bike (n) \_\_\_\_\_  
 bounce (v) \_\_\_\_\_  
 can (v) \_\_\_\_\_  
 catch (v) \_\_\_\_\_  
 football \_\_\_\_\_  
 here \_\_\_\_\_

table  
 tennis \_\_\_\_\_  
 tennis \_\_\_\_\_  
 throw (v) \_\_\_\_\_  
 too \_\_\_\_\_  
 walk (v) \_\_\_\_\_

**9 My hobbies**

cake \_\_\_\_\_  
 double (adj) \_\_\_\_\_  
 enjoy (v) \_\_\_\_\_  
 fish (v) \_\_\_\_\_  
 guitar \_\_\_\_\_  
 hobby (n) \_\_\_\_\_  
 jump (v) \_\_\_\_\_  
 love (v) \_\_\_\_\_  
 music \_\_\_\_\_  
 paint (v) \_\_\_\_\_  
 park (n) \_\_\_\_\_  
 piano \_\_\_\_\_  
 read \_\_\_\_\_  
 sea \_\_\_\_\_  
 sing \_\_\_\_\_  
 song \_\_\_\_\_



spell (v) \_\_\_\_\_

story \_\_\_\_\_

swim (v) \_\_\_\_\_

### 10 Your day

about \_\_\_\_\_

afternoon \_\_\_\_\_

again \_\_\_\_\_

bed \_\_\_\_\_

day \_\_\_\_\_

English (n) \_\_\_\_\_

get \_\_\_\_\_

goodbye \_\_\_\_\_

have \_\_\_\_\_

lesson \_\_\_\_\_

morning \_\_\_\_\_

paint (v) \_\_\_\_\_

painting (n) \_\_\_\_\_

### 11 In the street

angry \_\_\_\_\_

bus \_\_\_\_\_

car \_\_\_\_\_

child \_\_\_\_\_

class \_\_\_\_\_

clean (adj) \_\_\_\_\_

clean (v) \_\_\_\_\_

closed \_\_\_\_\_

dirty \_\_\_\_\_

fly (v) \_\_\_\_\_

go (v) \_\_\_\_\_

helicopter \_\_\_\_\_

her \_\_\_\_\_

motorbike \_\_\_\_\_

Mr \_\_\_\_\_

Mrs \_\_\_\_\_

new \_\_\_\_\_

nice \_\_\_\_\_

open (adj) \_\_\_\_\_

people \_\_\_\_\_

sad \_\_\_\_\_

shop \_\_\_\_\_

street \_\_\_\_\_

train \_\_\_\_\_

wave (v) \_\_\_\_\_

women \_\_\_\_\_

### 12 Seeing your grandparents

board  
game \_\_\_\_\_

cousin \_\_\_\_\_

Don't  
worry! \_\_\_\_\_

flat \_\_\_\_\_

grandma \_\_\_\_\_

grandpa \_\_\_\_\_

grandparents\* \_\_\_\_\_

mother \_\_\_\_\_

### 13 Going to the zoo

choose \_\_\_\_\_

crocodile \_\_\_\_\_

drink (v) \_\_\_\_\_

great (adj) \_\_\_\_\_

hippo \_\_\_\_\_

lizard \_\_\_\_\_

photo \_\_\_\_\_

take \_\_\_\_\_

these \_\_\_\_\_

those \_\_\_\_\_

tiger \_\_\_\_\_

zoo \_\_\_\_\_

### 14 Happy birthday!

balloon \_\_\_\_\_

camera \_\_\_\_\_

chocolates \_\_\_\_\_

lemonade \_\_\_\_\_

milk \_\_\_\_\_

mine \_\_\_\_\_

party\* \_\_\_\_\_

present \_\_\_\_\_

See you! \_\_\_\_\_

whose \_\_\_\_\_

### 15 At the beach

beach \_\_\_\_\_

find \_\_\_\_\_

sand \_\_\_\_\_

shell \_\_\_\_\_



# Get ready for... Starters

## Maximize chances of exam success with Get ready for Starters.

Get ready for Starters provides motivating and comprehensive preparation for the Cambridge Young Learners Starters Test. A perfect partner to a course book, it provides supplementary practice for use in class or at home and will enable students to sit the test confidently.

### Get ready for Starters:

- Covers all the grammar, skills and vocabulary learners need for the test
- Familiarizes pupils with task types, supporting them fully
- Gives access to a free Starters online practice test at [www.oxfordenglishtesting.com](http://www.oxfordenglishtesting.com)
- Includes Student MultiROM for listening practice

### Teacher's resources include:


- Oxford iTools: classroom digital resources to present material on interactive whiteboards with variety
- Teacher's Book with concise and clear notes, tips and advice on preparing children for the tests
- Photocopiable resource material, including practice tests

### Oxford Exam Support


Also recommended for Cambridge Young Learners Test preparation:



9780194577144



9780194003278



9780194003285

OXFORD  
UNIVERSITY PRESS

[www.oup.com/elt](http://www.oup.com/elt)

for all your  
testing needs  
online go to  
[oxfordenglishtesting.com](http://oxfordenglishtesting.com)

ISBN 978-0-19-400326-1



9 780194 003261